

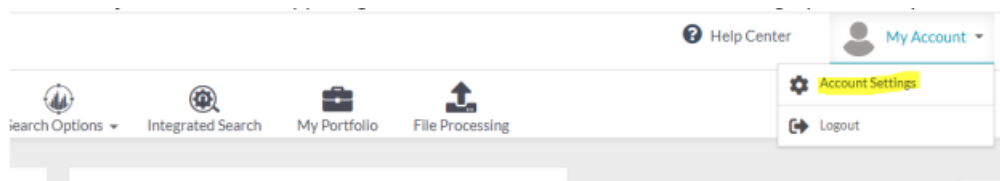
# Locating DonorSearch API Key

Last Modified on 06/23/2025 3:54 pm EDT

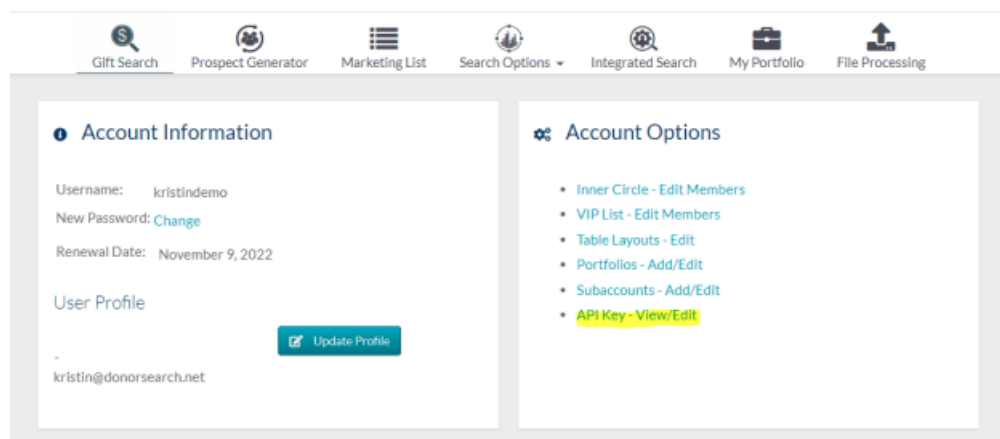
If you have a license with DonorSearch, you'll need to add your API key to GiveSmart Donor CRM to integrate the products.

## Locate Your API Key in DonorSearch

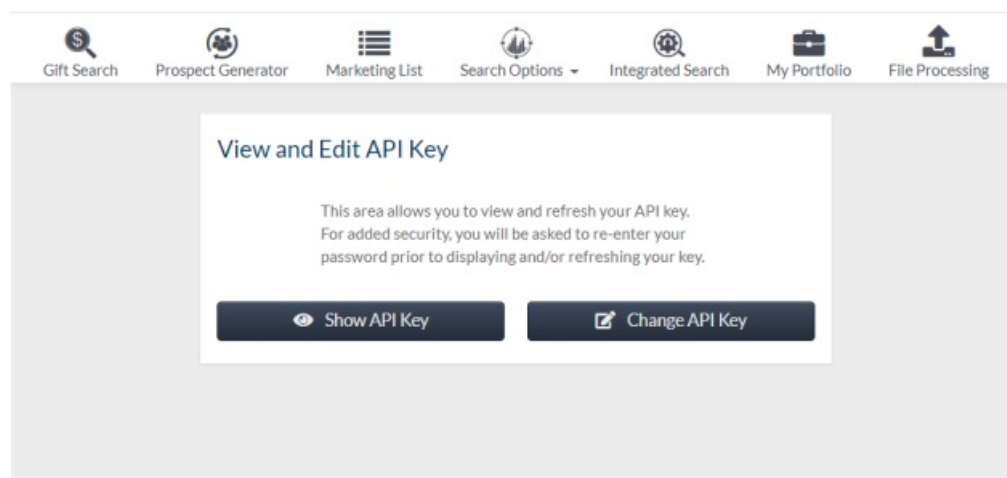
1. Login to your DonorSearch online account at: [www.donorlead.net](http://www.donorlead.net)
2. Click **My Account** in the upper right corner and select **Account Settings**



3. Under Account Options select **API Key - View/Edit**



4. Select **Show API Key**
  - o It will be required to enter your DonorSearch online account password to access the key. Once entered, the **API Key can be copy and pasted** into GiveSmart Donor CRM.



For any issues or additional assistance with locating your DonorSearch API Key, please

# Add the DonorSearch API Key to Donor CRM

Navigate to [Client Settings](#) > 3rd Party Integrations


3RD PARTY INTEGRATIONS

DATA SETTINGS

**CONFIGURED**

ou to view  
your donors.

**ENABLED**

 **DonorSearch Advanced**

Donor Search Advance allows you to link your DonorSearch ProspectView records with your donor records in GiveSmart Donor CRM.

**Public API Key** ⓘ

[+ ADD API KEYS](#)

Select +Add API Keys > Save

## API Key

× CANCEL

API Key \*required

Enter Public Key

CANCEL

SAVE